

ABOUT THE FUND

Storm Fund II - Storm bond fund (Storm Bond Fund) is a Nordic corporate bond fund inceptioned in September 2008. The Fund is actively managed and maintains a diversified portfolio of high-quality issuers across the Nordic region. The investment process is based on a top-down market screening of the universe based on relative pricing and a detailed fundamental bottom-up analysis of the individual issuers. The fund is classified as Article 8 under SFDR (ESG). The management team has extensive experience in the Nordic corporate bond market and is a large investor in the fund. Please refer to the final page (important information) and the Fund's prospectus and PRIIP for further information about the fund's key risk factors.

NET RETURN HISTORY (INSTITUTIONAL EUR HEDGED SHARE CLASS, NET OF FEES)

	Jan	Feb	Mar	Apr	May	Jun	Jul	Aug	Sep	Oct	Nov	Dec	YTD
2026	0.6%	0.7%	0.1%	0.8%									2.1%
2025	0.6%	0.6%	0.1%	-0.3%	0.7%	0.9%	0.7%	0.8%	0.3%	0.2%	0.2%	0.6%	5.4%
2024	0.9%	0.6%	0.9%	0.6%	0.7%	0.7%	0.5%	0.6%	0.4%	0.4%	0.4%	0.6%	7.5%
2023	1.6%	0.8%	-0.3%	1.3%	0.5%	0.1%	1.1%	1.1%	0.6%	0.3%	0.8%	1.3%	9.5%
2022	0.7%	-1.1%	1.8%	1.0%	-0.1%	-1.2%	0.3%	2.4%	-0.4%	0.1%	1.1%	1.1%	5.6%
2021	2.9%	2.2%	1.1%	0.7%	0.8%	1.1%	0.7%	1.0%	0.3%	0.5%	0.1%	0.6%	12.5%
2020	0.4%	-0.5%	-16.5%	3.7%	4.0%	4.4%	0.8%	1.7%	0.5%	-0.3%	2.9%	2.2%	1.5%
2019	0.8%	0.8%	0.7%	0.8%	-0.2%	0.0%	0.6%	-0.4%	-0.2%	0.1%	0.2%	0.7%	3.9%
2018								-0.1%*	0.4%	0.3%	-0.6%	-1.2%	-1.2%

The IC EUR share class (ISIN: LU0840158900) was launched 20.08.2018 at NAV EUR 100. Past performance is no guarantee for future performance.

Annualised returns (net of fees)

1-year	6.7 %
3-years	7.0 %
5-years	7.1 %

COMMENT BY PORTFOLIO MANAGERS

Dear investor,

Storm bond fund posted a positive return of +0.8% in April and is up +2.1% YTD (institutional EUR hedged share class: LU0840158900).

Global risk sentiment improved materially during April on Iran ceasefire headlines, with markets expecting an eventual re-opening of the Strait of Hormuz. Market sentiment shifted towards the shortages of generative AI tokens and US exceptionalism rather than about shortages of crude oil. Risk assets rallied, led by tech with Nasdaq +15.4% and S&P +10.4%, significantly outperforming European equities with Stoxx 600 +4.8%. Global long-term interest rates were broadly range-bound. In credit markets, US HY spreads tightened by -49bps to 272bps and European HY spreads by -51bps to 280bps. On a total return basis, US HY gained +1.7% and European HY gained +1.8%.

The Nordic high yield market was strong during April, and Storm Bond Fund delivered a return of +0.8%. Performance was primarily driven by carry and spread compression across the portfolio, while the re-pricing of Tullow and Shearwater bonds added to returns. The Nordic primary market was active with approximately NOK 18.5bn of HY deal flow.

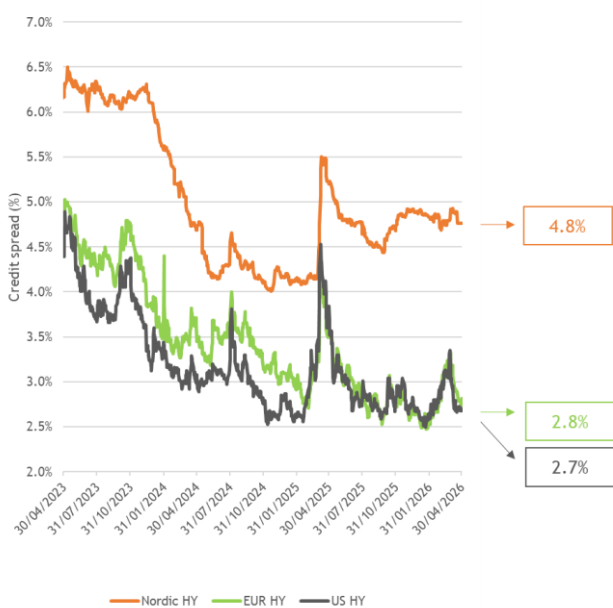
During the month, EnQuest came to the market to re-finance their outstanding 2027 11.625% notes. EnQuest has been one of our biggest positions and a solid contributor to the fund. We decided to only take a smaller position in the new 2031 9.875% notes (~10% yield equivalent), as bonds now have approached fair value on a duration adjusted basis.

During the month we were active in the secondary market. Firstly, we built a position in Paratus 2029 9.5% notes. Paratus is an energy service provider (Oslo Listed / USD 900m market cap) with exposure to the attractive PLSV market. Bonds are supported by low leverage, modest LTV, structural seniority and earnings supported by long-term contracts. We acquired the bonds at ~7.65% yield, equivalent to +385bps to worst. However, given that the bonds rank first in terms of payments on asset disposals, the spread is meaningful higher under certain assumptions. On our numbers, we create the 2029 bonds at a blended spread of +520bps and blended duration of 1.3 years. In comparison, Paratus is marketing new 5Y bonds at around +470bps this week.

Secondly, we initiated a new position in Constellation Oil Services Holding senior secured notes at an average price of 104.5, corresponding to a spread of 550bps to the November 2026 call and 350bps to the 2029 maturity. The company, which is listed in Norway with a market cap of NOK ~12bn (USD 1.3bn), operates a fleet of deep-water drilling rigs under long-term contracts. With 100% of 2026 revenues already secured and the credit deleveraging rapidly toward sub-1x net leverage by year-end, we argue that the company will call bonds early due to its strong credit metrics and as the current indenture starts amortizing and restricts dividends. Furthermore, the notes carry a first-priority lien over the rig fleet, providing asset coverage well in excess of outstanding debt and a well-defined downside floor should the call be delayed. Finally, we increased our position in Nynas and Navios Maritim, while we reduced our position in Tidewater at attractive levels.

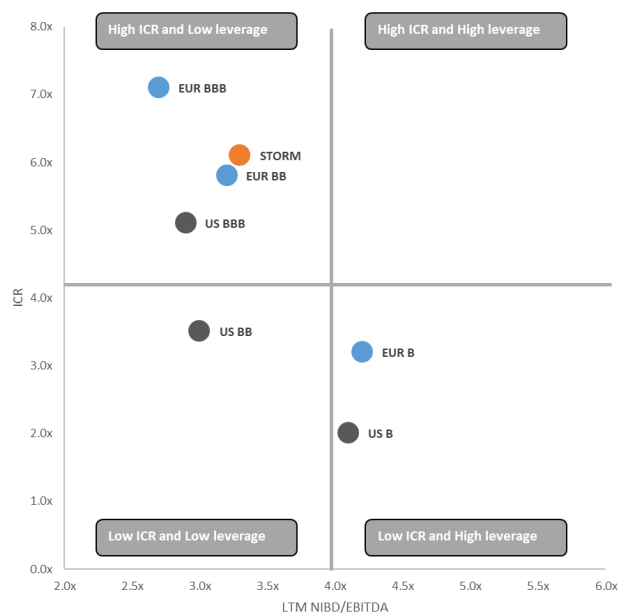
We apply a disciplined, bottom-up credit selection process underpinned by a detailed fundamental analysis coupled with robust risk management. We focus on issuers with strong asset backing, solid balance sheets, and proven debt-servicing capacity - resulting in a high-quality, sector-diversified portfolio dominated by resilient Nordic credits that can withstand shifts in inflation and interest-rate expectations. The portfolio currently delivers a 5.4% EUR yield, including ~9% cash, while maintaining limited spread and rate sensitivity with a short credit duration of 2.3 years and modified duration of 1.1 year. We view the current risk/reward profile as attractive, with weighted-average credit metrics consistent with BB/BBB quality. Moreover, our prudent liquidity management - typically maintaining a 5-10% cash buffer - enabling us to mitigate short-term market volatility and seize compelling investment opportunities as they arise.

CREDIT SPREAD DEVELOPMENT (LAST 3-YEARS)



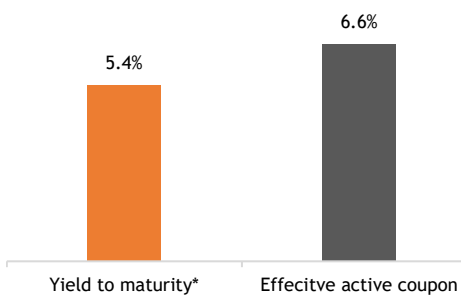
Source: Bloomberg, as of 30/04/2026.
 Nordic HY (DNB's High Yield Index, Bloomberg ticker: DNBHYH Index).
 European HY (Bloomberg Pan-European High Yield Index, Bloomberg ticker: LP02OAS Index).
 US HY (Bloomberg US Corporate High Yield Index, Bloomberg ticker: LF98OAS Index).

LEVERAGE (LTM NIBD/EBITDA) VS. INTEREST COVERAGE RATIOS (ICR)

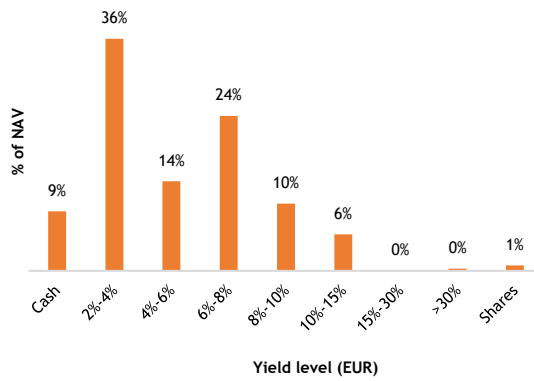


Source: Bloomberg, Storm Capital Management as of 31/12/2025.

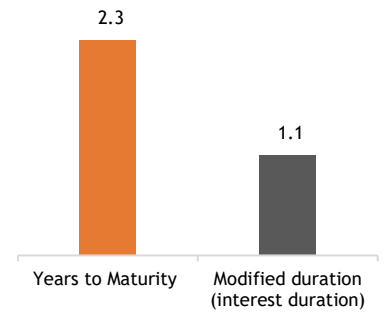
YIELD & COUPON (EUR)



YIELD DISTRIBUTION (EUR)

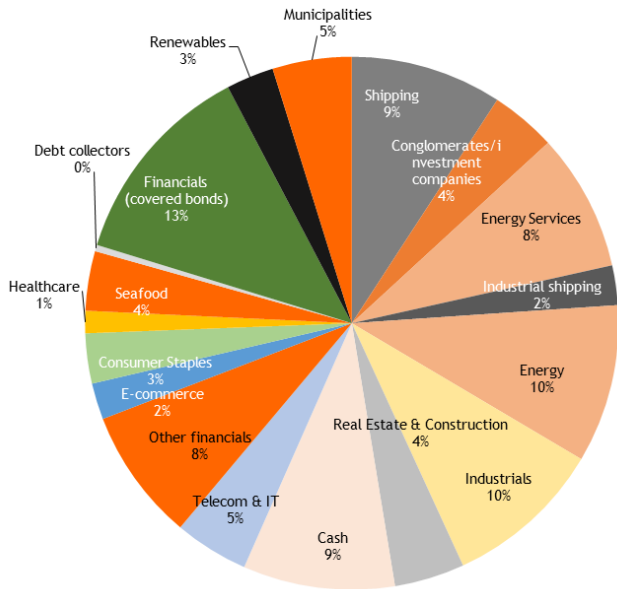


MATURITY / DURATION (YEARS)

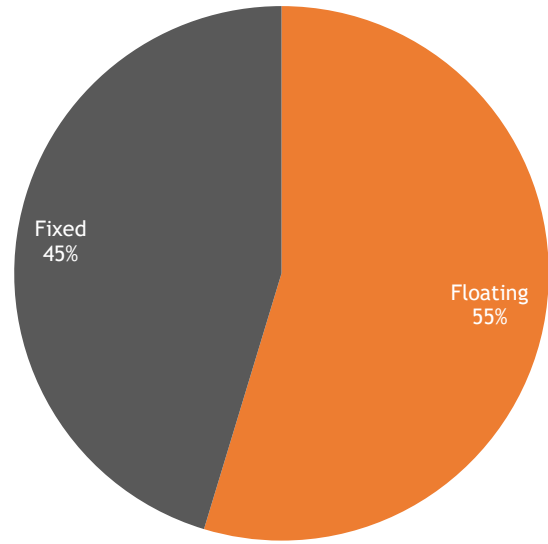


Source: Storm Capital Management, as of 30/04/2026.
* individual bond spreads capped at 30% in calculation.

SECTOR ALLOCATION

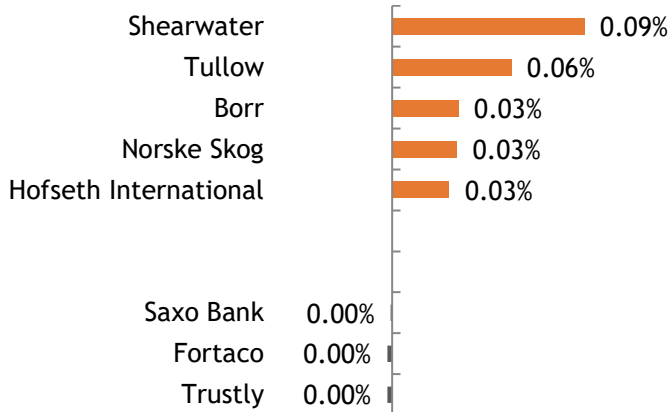


FLOATING VS. FIXED RATES

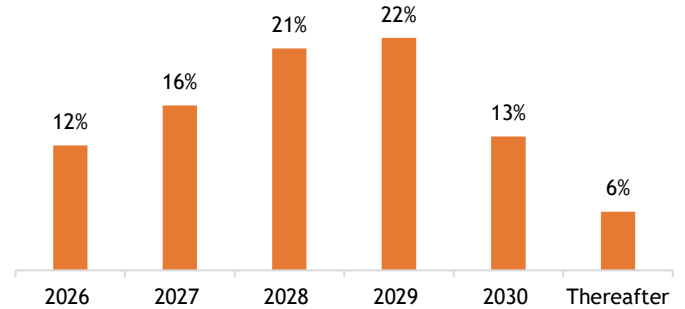


Source: Storm Capital Management, as of 30/04/2026.

CONTRIBUTION ANALYSIS (top 5 / bottom 5)

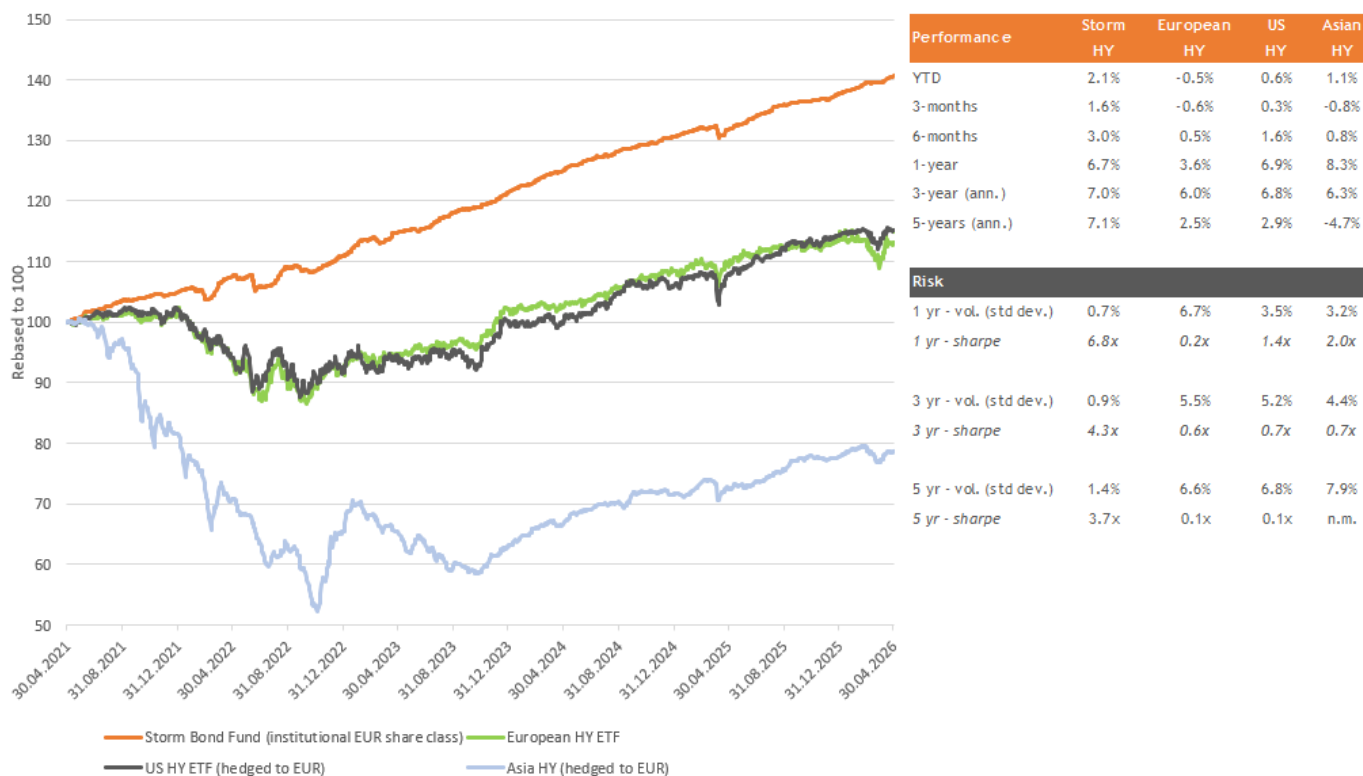


MATURITY PROFILE



Source: Storm Capital Management, as of 30/04/2026.

TOTAL RETURN - STORM BOND FUND VS. US, EUROPEAN & ASIAN HIGH YIELD (LAST 5-YEARS)



Source: Bloomberg as of 30/04/2026.

Bond Fund IC EUR hedged (ISIN: LU0840158900, Bloomberg ticker: ST2BICE LX equity).

European HY ETF (iShares European HY ETF, Bloomberg ticker: HIGHEUR EU equity).

US HY ETF (hedged to EUR) (iShares US HY ETF, Bloomberg ticker: IHYA LN equity).

Asia HY ETF (hedged to EUR) (Blackrock Asian High Yield Bond Fund, Bloomberg ticker: BGAHA2U equity).

Sharpe calculated as: (annualised return - average 3m interest rates) / vol. (std dev.)

Past performance is no guarantee of future results.

OVERVIEW OF RELEVANT EUR HEDGED SHARE CLASSES

SHARE CLASSES	ISIN	MANAGEMENT FEE*	MINIMUM INVESTMENT
ACCUMULATION			
Institutional EUR	LU0840158900	0.5%	EUR 2.5m
Retail EUR (clean)	LU3153038693	0.75%	EUR 10 000
Retail EUR (rebate)	LU3153038420	1.25%	0
DISTRIBUTION			
Institutional EUR	LU2557557738	0.5%	EUR 2.5m

* details on performance and redemption fee in table to the right.

OTHER INFORMATION

Domicile	Luxembourg
Investment Manager	Storm Capital Management AS
Administrator/Manager	Hauck & Aufhäuser Fund Services S.A. Co
Custodian Bank	Hauck Aufhäuser Lampe Privatbank AG
Performance Fee	10% (high water mark)
Redemption Fee	0.25% in favour of the Fund for all share classes
Liquidity	Daily
Auditor	PricewaterhouseCoopers
VPS-registered	For Norwegian clients
ESG classification (SFDR)	Article 8, the Fund promotes ESG characteristics, it does not have sustainable investment as its objective
AUM (EURm)	1 257

MONTHLY REPORT - STORM BOND FUND - APRIL 2026

Marketing Communication

BOND PORTFOLIO - TOP 20

NAME	ISIN	PRICE	YIELD %	NAV %	SHORT DESCRIPTION
Nynas AB 25-28	NO0013409847	106.2	10.8%	2.3%	Nynas is a Swedish specialty chemicals company and global market leader in the production of naphthenic specialty products (NSP) and Bitumen. With over 90 years of operational history, Nynas is a leading Nordic bitumen producer. Its products typically account for just 3-7% of customers' total costs, making quality and reliability more critical than price – resulting in high customer stickiness and strong margins. The bond is secured, and has already de-levered to 2.8x post-refinancing. The risk/reward profile appears attractive based on current metrics.
Hofseth International AS 25-30	NO0013684993	96.3	11.2%	2.3%	Hofseth International is a leading seafood company, established in 2002, with a fully integrated value chain spanning farming, processing, and global distribution of Atlantic salmon and trout. Current harvest volumes stand at 14k tons with 48k tons of processing volumes. Our investment thesis is supported by 1) a 1L structure ranking pari-passu with bank, 2) modest LTV of ~50%, 3) high quality and tangible asset base, 4) meaningful barriers to entry and 5) a clear roadmap for organic production growth and deleveraging through existing licenses.
Shearwater GeoServices AS 24-29	NO0013182766	90.5	15.3%	1.8%	Shearwater is a global provider of marine geophysical services. The company owns a fleet of 23 vessels making them the largest seismic operator in the world. We deem the credit story attractive due to 1) multi-client cash flow offsetting weak contract market, 2) leverage at 4.6x with deleveraging path via term-loan amortisation and 3) strong market position in a consolidated seismic vessel market.
EnQuest PLC 22-27	USG315APAG37	102.9	11.3%	1.8%	EnQuest, a UK-listed energy company with a market cap of USD ~480 million, specializes in production from mature fields in the North Sea and Southeast Asia. The company benefits from cost flexibility, driven by its control of ~97% of its 2P reserves. EnQuest's credit profile is supported by low leverage, robust debt service capacity, strong FCF generation and deleveraging capabilities. Additionally, its carry-forward tax losses mitigate the impact of windfall taxes, positioning the company advantageously for accretive M&A opportunities on the UK continental shelf and Southeast Asia.
International Petroleum Corp 25-30	NO0013671107	102.5	8.2%	1.7%	International Petroleum Corporation (IPC) is an international energy company with a portfolio of production assets. The company is listed in Sweden with a market cap. of -SEK 29bn. IPC is part of the Lundin Group of companies and the Lundin Family owns ~30%, plus management. The bond is officially rated a B+ by S&P. The credit benefits from modest leverage levels, strong asset backing and free cash flow generation.
Bluenord ASA 24-29	NO0013261735	107.0	8.4%	1.6%	BlueNord (formerly named: Norwegian Energy Company) is a listed company with a market cap NOK -15bn. The company operates producing oil and gas assets in the Danish North Sea, with the Tyra hub now onstream and net production at ~43 mboepd. The company is well capitalized with strong cash flow and has high gas exposure.
Golar LNG Ltd 24-29	NO0013331223	101.9	8.5%	1.5%	Golar LNG is a pure-play FLNG company established over 75 years ago with a market cap of -USD 5.6bn. The credit is supported by a strong FLNG backlog (USD 17 billion contracted Adjusted EBITDA backlog) and a solid liquidity position and debt service capacity.
Paratus Energy Ser Ltd 24/29 9,50% USD C	NO0013256099	104.4	8.9%	1.4%	Paratus Energy is a leading energy services company with a market cap. of -NOK 8bn. The credit benefits from strong cash flow visibility, modest leverage (2.5x), solid asset backing and a solid shareholder base led by Mr. John Fredriksen owning approx. 30%.
International Seaways 25-30	NO0013660365	101.5	8.0%	1.3%	International Seaways is a leading owner and operator of crude and product tankers, recognized as one of the most conservatively managed names in the global tanker space. The credit is supported by a strong balance sheet with low leverage (~13% LTV), significant unencumbered assets, and close to USD 724m in liquidity, providing ample flexibility to navigate market cycles. The company is listed on the New York Stock Exchange with a market capitalization of approximately -USD 4.2bn.
Navios Maritime	NO0013685115	101.7	8.7%	1.2%	Navios Maritime is a scaled, diversified shipping owner with a modern fleet of ~170 vessels across dry bulk, containerships, and tankers, with an average age of ~9.6 years. The company is listed with a market cap. of -USD 1.9bn. The bonds (BB rated) offer attractive relative value supported by a substantial equity cushion (31% LTV), moderate leverage, and strong earnings visibility backed by a USD 3.8bn contract backlog.
Tieto Tech Services 25-31	NO0013631739	105.2	9.8%	1.2%	Vivicta (previously Tietoevry Tech Services) is a leading Nordic IT service carve-out from Tietoevry. The EUR 225m 6Y senior secured bonds were issued at +650bps with strong bond support from low operating leverage (1.6x), robust FCF generation (10% FCF/GIBD 2026e), and strict documentation. Despite sector softness and carve-out risks, the conservative SOTY LTV of ~60% helps to mitigate downside risk based on a heavily discounted peer valuation. Further, there is upside to valuation if the carve-out unlocks value through operational focus and multiple re-rating.
Trustly Holding AB	NO0013646943	89.0	14.4%	1.1%	Trustly, founded in 2008, is a leading global payments platform that enables fast, secured and cost-efficient Pay-by-Bank payments by connecting consumers directly to merchants through open banking technology. Trustly has over 120m active users and processes over 400m transactions with total payment value (TPV) of USD 100bn annually. The company generates USD -239m in revenues and USD -73.2m of adj. EBITDA. The bonds are supported by modest LTV with an implied EV of USD 1.5bn on peer multiples suggesting a base case LTV of ~30%. Further, the credit profile is supported by the scalable business model and positive earnings trajectory.
Performance Shipping	NO0013607028	103.6	10.0%	1.1%	Performance Shipping is a global maritime company listed on the stock exchange, focused on the ownership and operation of mid-size tanker vessels. The company operates a 12-vessel fleet, including two high-specification newbuilds. Our positive credit view, on an instrument with approximately 3.5 years of remaining tenor, is underpinned by a robust security package offering high collateral coverage and strong revenue visibility. This visibility is supported by a contracted backlog with top-tier counterparties, materially de-risking debt service through maturity. In addition, the liquid nature of the underlying asset base provides additional collateral coverage.
Kistefos AS 22-26 FRN	NO0012662362	100.2	9.5%	1.1%	Norwegian investment company, which is 100% owned by Mr. Christen Sveeas. Kistefos holds investments within financial services, Telecom & IT, offshore services and other financial investments. GAV is estimated to be NOK -15bn, which implies LTV of less than 40%.
Entra 21-29	NO0011094641	90.0	5.4%	1.0%	Entra is a leading Nordic real estate company focused on high-quality, energy-efficient office properties in central locations, primarily in Oslo and other major cities. The company is listed with a market cap of -NOK 19bn. Bonds are supported by its robust portfolio of centrally located assets, stable rental income from public sector tenants, strong credit metrics, and moderate loan-to-value.
SFL Corp. Ltd. 21-26	NO0010992944	100.0	8.7%	1.0%	Ship Finance is an owner of maritime assets with long-term contracts to solid counterparties. The credit benefits from strong earnings visibility, non-recourse financing and a strong majority shareholder in Mr. John Fredriksen. The company is listed on the New York Stock Exchange with a market cap of USD -1.4bn.
Constellation Oil Services 24-29	US650921AA71	105.0	9.0%	1.0%	Constellation Oil Services is a leading offshore drilling company, listed on Oslo Stock Exchange with a market cap of -NOK 12bn, owning and operating a fleet of seven deep-water drilling rigs. The credit benefits from strong asset backing, robust cash flow visibility and a rapid deleveraging.
Ocean Yield AS 24-29	NO0013177188	103.8	8.3%	1.0%	Ocean Yield is an owner of maritime assets with long-term contracts to solid counterparties. The company has a strong and diversified contract backlog which provides the credit with solid visibility. The company is owned by KKR. The credit is supported by strong asset backing, solid cash flow visibility and debt service capacity.
Scatec ASA 24-28	NO0013144964	103.9	6.4%	1.0%	Scatec is a leading renewable energy company with a market cap of NOK -22bn. The company develops, owning and operating renewable energy plants with 4.2 GW in operation and under construction across five continents. Equinor reduced its stake to ~8% in April 2026.
SFL Corp. 24-28	NO0013200543	103.5	7.8%	0.9%	Ship Finance is an owner of maritime assets with long-term contracts to solid counterparties. The credit benefits from strong earnings visibility, non-recourse financing and a strong majority shareholder in Mr. John Fredriksen. The company is listed on the New York Stock Exchange with a market cap of USD -1.2bn.
Sum				27.3 %	

Source: Storm Capital Management, as of 30/04/2026. Total number of HY issuers: 40

TEAM



MORTEN E. ASTRUP

Chief Investment Officer & Founding Partner

- Founded Storm in 2006 and has 30 years of financial and asset management experience including several board positions
- Morten is responsible for:
 - Portfolio management
 - Restructuring processes
- He holds a Master in Business and Economics from the Norwegian School of Management/City University London and is authorised and regulated by the FCA



MORTEN VENOLD

Portfolio Manager & Partner

- Joined Storm in 2015 and has 17 years of experience from asset management and credit research
- Before Storm he worked as a credit research analyst, covering the Nordic high yield market at Arctic Securities in Oslo and before that he worked at ABG Sundal Collier and DNB in London
- Morten is responsible for:
 - Portfolio management
 - Research and daily monitoring of investment universe
- He holds a BSc in Business & Economics from the Norwegian School of Management and a MSc in Finance from Cass Business School in London



GUSTAF AMLE

Portfolio Manager

- Joined Storm in 2022 and has 9 years of experience from investment banking and credit research
- Previous experience as a partner and credit research analyst at Fearnley Securities
- Gustaf is responsible for:
 - Portfolio management
 - Research and daily monitoring of investment universe
- Gustaf holds a BSc in Business and Economics from Lancaster University and a MSc in Economics from Imperial College London



TORE ANDERSEN

CEO & Partner

- Joined Storm in 2012 and has over 30 years of experience in financial advisory and sales
- Before Storm, he founded Axir ASA (1995), which was sold in 2010
- Tore is responsible for:
 - Sales and marketing activity
 - Investor relations
- Tore holds a bachelor in Business and Economics from the Norwegian School of Management and is authorized as a financial advisor, AFR and is also authorized through Norwegian Securities Dealers Association

Contact details: +47 920 35 908 or tore@stormcapital.no



MARCUS S. MOHR

Business Development & Partner

- Joined Storm in 2012 and has 16 years of experience from asset management and investment banking
- Before Storm, he worked in the investment banking division at Citigroup in London
- Marcus is responsible for:
 - Business development/sales
 - Investor relations
- Marcus holds a Master in Finance and Economics from the University of Strathclyde (Scotland) with distinction



DAGFINN SUNDAL

Compliance / CFO / Risk Management

- 13 years of auditing, compliance and controlling experience
- Previous experience from Schibsted and Ernst & Young
- Dagfinn is responsible for:
 - Compliance
 - Administration
 - Risk management
- Dagfinn holds a MSc in Business and Economics, and a MSc in Professional Accountancy from the Norwegian Business School (BI)

Contact details: +47 951 35 853 or marcus@stormcapital.no



BERIT M. ISHAUG

Accounting / Back-office

- 30+ years of accounting and admin experience
- Previous experience from Arctic Securities
- Berit is responsible for:
 - Accounting
 - Back office
- Berit holds a BSc in Business and Economics from the Norwegian Business School (BI)



CECILE ERIKSEN

Finance manager

- 25+ years of finance and reporting experience
- Previous experience from Awilhelmsen, Hitecvision and Societe Generale
- Cecile is responsible for:
 - Reporting
 - Risk management
 - Compliance
- Cecile holds a MSc in Wealth Management from the Luxembourg School of Finance and MBA from Helsinki School of Business

INDUSTRY AWARDS



IMPORTANT INFORMATION

Please refer to the prospectus, the PRIIPs, and the latest annual and semi-annual reports of Storm Fund II - Storm Bond Fund before making any final investment decision. These documents are available in English free of charge from [our homepage](#) and also from the administrator **Hauck & Aufhäuser Fund Services S.A.** In case of any inconsistency between this document and the legal fund documents, the legal fund documents prevail. The above-mentioned sales documents can also be obtained free of charge in printed form from the business premises of [our administrator's homepage](#) at: 1c, rue Gabriel Lippmann, L-5365 Munsbach.

Storm Capital Management seeks to the best of its ability to ensure that all information given in this report is correct, however makes reservations regarding possible errors and omissions.

No offer or advice

This document is for information purposes only. It does not constitute an offer, invitation, recommendation or solicitation to buy or sell shares in any jurisdiction. Nothing herein constitutes legal, tax, accounting or investment advice. Investors should assess suitability in light of their own objectives, financial situation, risk tolerance and constraints and are urged to consult their professional advisers.

Key risks

Risk	Description
Credit / default	Issuers may fail to meet payment obligations.
Liquidity	Nordic high-yield bonds may be difficult to sell in stressed markets.
Interest rate	Bond values may fall as market interest rates rise.
Credit spread	Widening spreads reduce market values even where defaults do not occur.
Concentration	Portfolio focused on Nordic high-yield; sector or regional stress may have amplified impact.
Currency / hedging	Share classes are currency hedged, but hedging may be imperfect and create additional costs.
Sustainability	ESG events or conditions may cause a material negative impact on investment value.

The net asset value of this UCITS is likely to have volatility due to its portfolio composition and/or portfolio management techniques used.

Regulatory information

Storm Capital Management AS is regulated by the Financial Supervisory Authority of Norway (Finanstilsynet), org. no. 989 309 439. Registered office: Dronning Mauds gate 3, 0250 Oslo, Norway. The Fund is domiciled in Luxembourg and in addition the fund is registered for distribution in Norway, Sweden, Finland, Denmark, Switzerland, Germany, Austria, Italy, France and Spain. The management company may terminate marketing arrangements for the fund.

Investor notice

Investors acquire units or shares in the Fund representing a proportional interest in the Fund's portfolio, not a direct ownership interest in the underlying assets. Any investment decision should be based solely on the current prospectus and PRIIP together with the latest annual and semi-annual reports. Any decision to invest in the Storm Bond Fund should take into account all of the fund's characteristics and objectives as described in the prospectus or other fund documentation. Investors can obtain the summary of investor rights. Summary of investor rights to be found in German and English at <https://www.hauck-aufhaeuser.com/en/fund-portal/private-label-funds/>

Forward-looking statements

Statements in this report that are not historical facts are forward-looking, including statements regarding market conditions, expected returns, issuer fundamentals, portfolio positioning or investment opportunities. Forward-looking statements are based on current assumptions and are subject to known and unknown risks and uncertainties. Actual outcomes may differ materially.

Illustrative references

References to individual issuers, contribution analysis and portfolio examples in this report are provided for illustrative and informational purposes only and are not representative of the full portfolio. They do not constitute investment advice or a recommendation to buy or sell any security.

Performance and market data

Past performance does not predict future returns. All performance figures are net of fees unless otherwise stated and are based on the institutional EUR hedged share class (ISIN: LU0840158900). Market data, index data, spreads, yields and other third-party information are sourced from Bloomberg and other sources believed to be reliable as of the dates stated in this report. Such information may change without notice and has not been independently verified in all cases.

Sustainability disclosure (SFDR)

The Fund provides pre-contractual and periodic information pursuant to Article 8 of Regulation (EU) 2019/2088 (SFDR). The fund promotes environmental and social characteristics including carbon emissions, water use and waste; human rights, labour standards and diversity; and board composition, tax transparency and anti-corruption. Binding elements of the investment strategy and principal adverse impact indicators are described in the fund prospectus and SFDR pre-contractual disclosures at stormcapital.no. The fund's binding investment strategy elements require that at least 70% of investments pass the exclusion screening (zero tolerance for controversial weapons; ≤5% revenue from tobacco, pornography, coal extraction, oil-sands extraction, coal-fired power and gambling) and that at least 70% of net asset value achieves a minimum SBF ESG Score of 33. At least 60% of net asset value must satisfy both tests simultaneously. The fund does not have a sustainable investment objective.

Swiss investors

The fund may be offered and this factsheet may be distributed in Switzerland to qualified and non-qualified investors. Representative: 1741 Fund Solutions AG, Burggraben 16, CH-9000 St. Gallen. Swiss Paying Agent: Tellico Bank Ltd., Bahnhofstrasse 4, CH-6430 Schwyz.

Distribution restrictions

Distribution of this document may be restricted by law in certain jurisdictions. This document is not directed at any person in any jurisdiction where its distribution or the offering of shares would be contrary to applicable law or regulation.

Glossary

A glossary explaining key words and concepts used throughout this report is available [here](#)